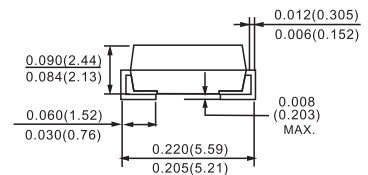
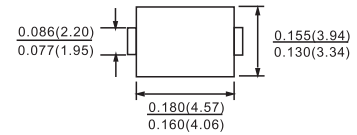


FEATURES

- * Complete Voltage Range 3.3 to 270 Volts
- * High peak reverse power dissipation
- * High reliability
- * Low leakage current

MECHANICAL DATA

- * Case : SMB Molded plastic
- * Epoxy : UL94V-O rate flame retardant
- * Lead : Axial lead solderable per MIL-STD-202, method 208 guaranteed
- * Polarity : Color band denotes cathode end
- * Mounting position : Any
- * Weight : 0.339 gram

DO-214AA(SMB)


Dimensions in inches and (millimeters)

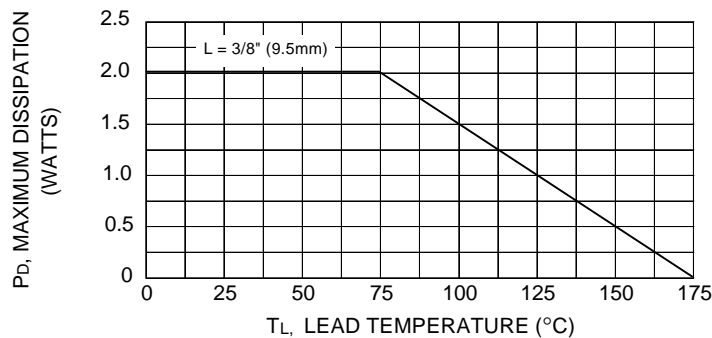
MAXIMUM RATINGS AND ELECTRICAL CHARACTERISTICS

Rating at 25 °C ambient temperature unless otherwise specified

Rating	Symbol	Value	Unit
DC Power Dissipation at $T_L = 75\text{ °C}$ (Note1)	P_D	2.0	W
Maximum Forward Voltage at $I_F = 200\text{ mA}$	V_F	1.2	V
Junction Temperature Range	T_J	- 55 to + 175	°C
Storage Temperature Range	T_s	- 55 to + 175	°C

Note :

 (1) T_L = Lead temperature at 3/8 " (9.5mm) from body

Fig. 1 POWER TEMPERATURE DERATING CURVE


Rating at = 25 °C ambient temperature unless otherwise specified

TYPE	Nominal Zener Voltage		Maximum Zener Impedance			Maximum Reverse Leakage Current		Maximum DC Zener Current
	Vz @ IzT	IzT	ZzT @ IzT	Zzk @ Izk	Izk	IR @ VR	IzM	
	(V)	(mA)	(Ω)	(Ω)	(mA)	(μA)	(V)	(mA)
SMB3EZ3.9D5	3.9	192	4.5	400	1.0	80	1.0	630
SMB3EZ4.3D5	4.3	174	4.5	400	1.0	30	1.0	590
SMB3EZ4.7D5	4.7	160	4.0	500	1.0	20	1.0	550
SMB3EZ5.1D5	5.1	147	3.5	550	1.0	5.0	1.0	520
SMB3EZ5.6D5	5.6	134	2.5	600	1.0	5.0	2.0	480
SMB3EZ6.2D5	6.2	121	1.5	700	1.0	5.0	3.0	435
SMB3EZ6.8D5	6.8	110	2.0	700	1.0	50	4.0	393
SMB3EZ7.5D5	7.5	100	2.0	700	0.5	50	5.0	360
SMB3EZ8.2D5	8.2	91	2.3	700	0.5	50	6.0	330
SMB3EZ9.1D5	9.1	82	2.5	700	0.5	50	7.0	297
SMB3EZ10D5	10	75	3.5	700	0.3	50	7.6	270
SMB3EZ11D5	11	68	4.0	700	0.25	50	8.4	225
SMB3EZ12D5	12	63	4.5	700	0.25	1.0	9.1	246
SMB3EZ13D5	13	58	4.5	700	0.25	0.5	9.1	208
SMB3EZ14D5	14	53	5.0	700	0.25	0.5	10.6	193
SMB3EZ15D5	15	50	5.5	700	0.25	0.5	11.4	180
SMB3EZ16D5	16	47	5.5	700	0.25	0.5	12.2	169
SMB3EZ17D5	17	44	6.0	750	0.25	0.5	13.0	159
SMB3EZ18D5	18	42	6.0	750	0.25	0.5	13.7	150
SMB3EZ19D5	19	40	7.0	750	0.25	0.5	14.4	142
SMB3EZ20D5	20	37	7.0	750	0.25	0.5	15.2	135
SMB3EZ22D5	22	34	8.0	750	0.25	0.5	16.7	123
SMB3EZ24D5	24	31	9.0	750	0.25	0.5	18.2	112
SMB3EZ27D5	27	28	10	750	0.25	0.5	20.6	100
SMB3EZ28D5	28	27	12	750	0.25	0.5	21.0	96
SMB3EZ30D5	30	25	16	1000	0.25	0.5	22.5	90
SMB3EZ33D5	33	23	20	1000	0.25	0.5	25.1	82
SMB3EZ36D5	36	21	22	1000	0.25	0.5	27.4	75
SMB3EZ39D5	39	19	28	1000	0.25	0.5	29.7	69
SMB3EZ43D5	43	17	33	1500	0.25	0.5	32.7	63
SMB3EZ47D5	47	16	38	1500	0.25	0.5	35.6	57
SMB3EZ51D5	51	15	45	1500	0.25	0.5	38.8	53
SMB3EZ56D5	56	13	50	2000	0.25	0.5	42.6	48
SMB3EZ62D5	62	12	55	2000	0.25	0.5	47.1	44
SMB3EZ68D5	68	11	70	2000	0.25	0.5	51.7	40
SMB3EZ75D5	75	10	85	2000	0.25	0.5	56.0	36
SMB3EZ82D5	82	9.1	95	3000	0.25	0.5	62.2	33
SMB3EZ91D5	91	8.2	115	3000	0.25	0.5	69.2	30
SMB3EZ100D5	100	7.5	160	3000	0.25	0.5	76.0	27
SMB3EZ110D5	110	6.8	225	4000	0.25	0.5	83.6	25
SMB3EZ120D5	120	6.3	300	4500	0.25	0.5	91.2	22
SMB3EZ130D5	130	5.8	375	5000	0.25	0.5	98.8	21
SMB3EZ140D5	140	5.3	475	5000	0.25	0.5	106.4	19
SMB3EZ150D5	150	5.0	550	6000	0.25	0.5	114.0	18
SMB3EZ160D5	160	4.7	625	6500	0.25	0.5	121.6	17
SMB3EZ170D5	170	4.4	650	7000	0.25	0.5	130.4	16
SMB3EZ180D5	180	4.2	700	7000	0.25	0.5	136.8	15
SMB3EZ190D5	190	4.0	800	8000	0.25	0.5	144.8	14
SMB3EZ200D5	200	3.7	875	8000	0.25	0.5	152.0	13
SMB3EZ220D5	220	3.4	1600	9000	0.25	1	167.0	12
SMB3EZ240D5	240	3.1	1700	9000	0.25	1	182.0	11
SMB3EZ270D5	270	2.8	1800	9000	0.25	1	205.0	10